

Open Source
MANO

OSM-MR#9 Hackfest

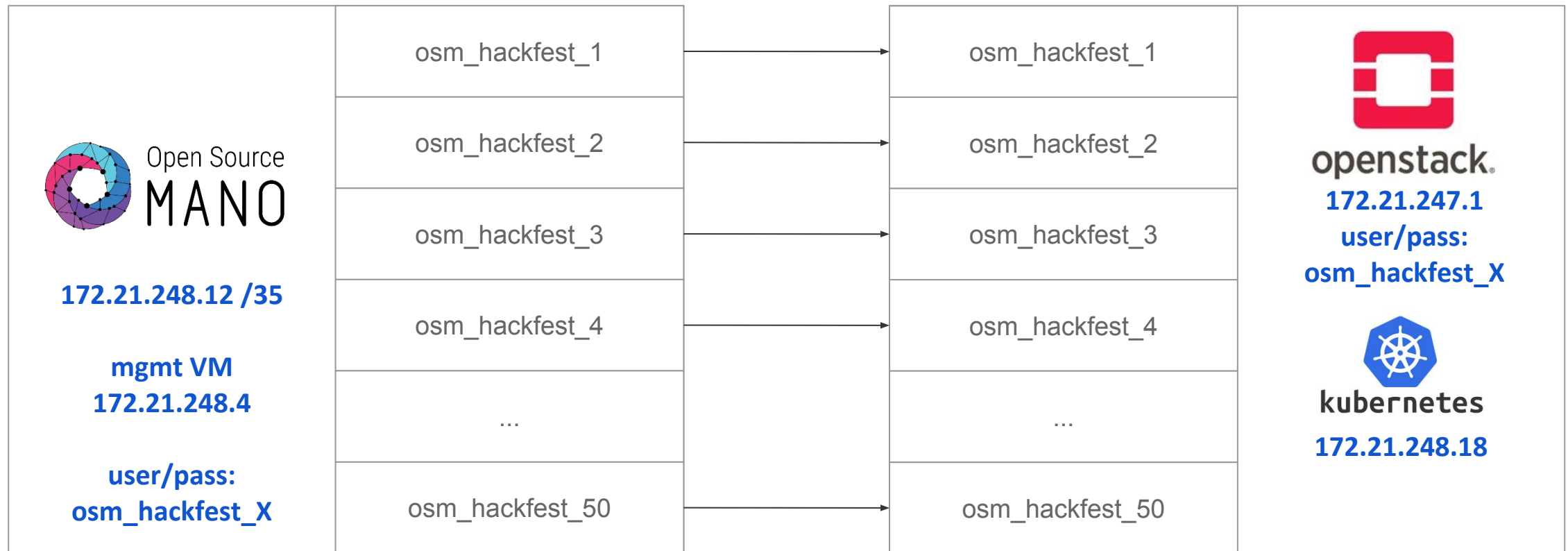
Preparing our OSM environment

Gianpietro Lavado (Whitestack)



We will use shared OSM Instance

We will use a shared OSM instance, leveraging the OSM RBAC capabilities.



Accessing your OSM tenant

There are two ways to access OSM:

- Dashboard

<http://172.21.248.12>

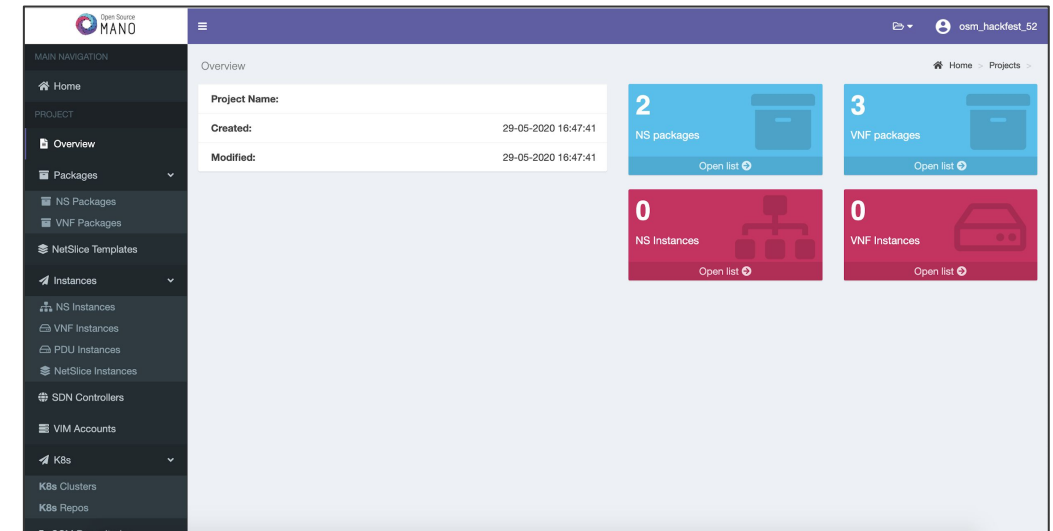
<http://172.21.248.35>

(user / pass: osm_hackfest_x)

- CLI, via SSH to the mgmt VM

`ssh osm_hackfest_x@172.21.248.4`

(user / pass: osm_hackfest_x)



Accessing your OpenStack tenant

There are two ways to interact with OpenStack:

- Dashboard

<http://172.21.247.1>

(user / pass: osm_hackfest_x)

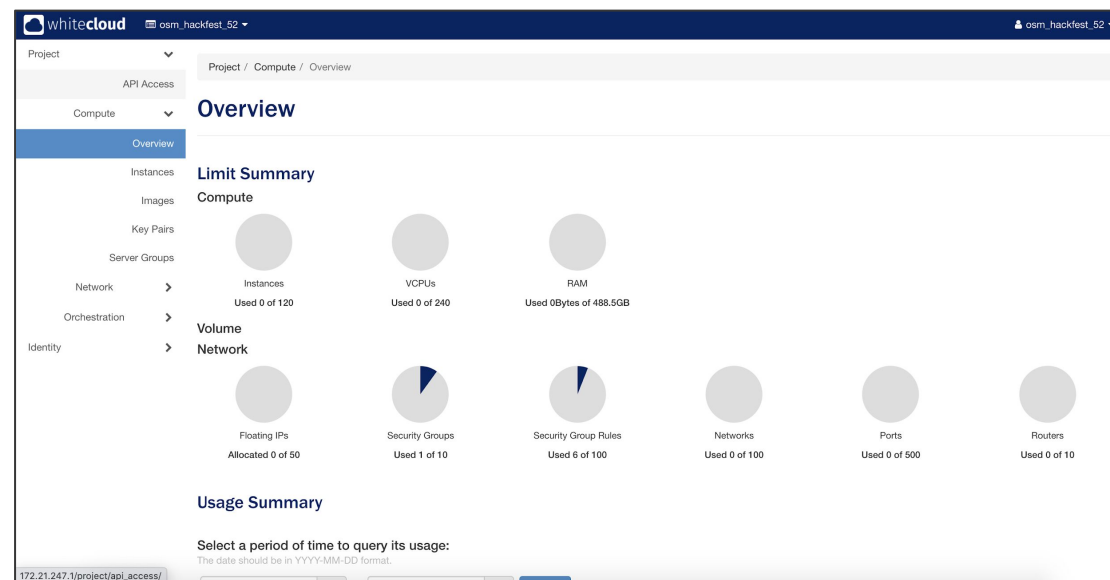
- CLI, vía SSH to the mgmt VM

`ssh osm_hackfest_x@172.21.248.4`

(user / pass: osm_hackfest_x)

just try a command!

`openstack image list`



Accessing your K8 Cluster

There are two ways to interact with K8:

- CLI, vía SSH to the mgmt VM

```
ssh osm_hackfest_x@172.21.248.4  
(user / pass: osm_hackfest_x)
```

```
# try a command using the credentials at your home dir  
kubectl --kubeconfig ~/kube.yaml get pods -A
```

Let's integrate a session to the VIM in OSM

Adding the VIM at OSM VM

- We will add the VIM via CLI, using the `osm vim-create` command.

```
osm vim-create --name etsi-openstack-x --user osm_hackfest_x --password  
osm_hackfest_x --auth_url http://172.21.247.1:5000/v3 --tenant  
osm_hackfest_x --account_type openstack --config  
'{management_network_name: osm-ext, dataplane_physical_net: physnet2,  
microversion: 2.32}'
```

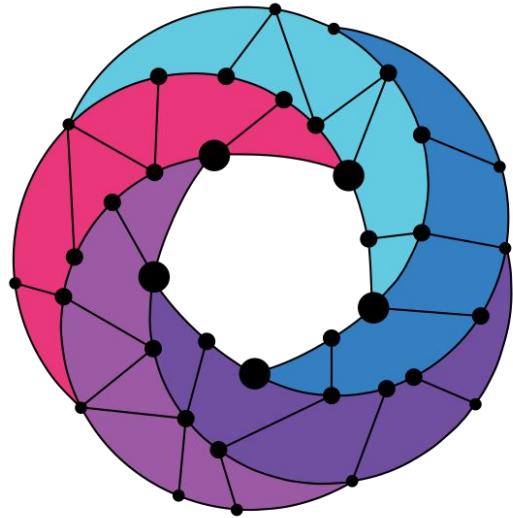
- Please note that we are using some of additional configurations:
 - **management_network_name:** to define a default management network name, relevant for the Placement tests.
 - **dataplane_physical_net:** name of the network for SR-IOV tests
 - **microversion:** nova api microversion, relevant for SR-IOV tests

Check that your VIM is UP!

OSM collects the “vim_status” metric.

- Access <http://172.21.248.xx:3000/dashboards>
(admin / admin, **please press “skip” to keep the default credentials**)
- Search for your project’s dashboard:
[OSM Project Status - osm_hackfest_x](#)
- Your VIM will show UP or DOWN

VIM Status	
VIM ID	Status
593ac043-8274-4302-81cf-2e5804f1c73a	DOWN
0711b64b-9203-42cf-8131-bb5efc15801a	UP



Open Source MANO

Find us at:

osm.etsi.org
osm.etsi.org/wikipub