


Open Source MANO

OSM-MR#9 Hackfest

How to contribute to OSM

Fabian Bravo (Whitestack), Frank Bryden (ETSI Intern)
& Alejandro Garcia (Whitestack)






Open Source
MANO

Main Resources for developers

Resources in the Wiki

- Development Guidelines <https://osm.etsi.org/docs/user-guide/>
- Developer HowTo <https://osm.etsi.org/docs/developer-guide/>



Open Source
MANO

TABLE OF CONTENTS


1. OSM Quickstart
2. OSM Architecture and Functions
3. Installing OSM
4. Setup of Virtual Infrastructure Managers (VIMs)
5. OSM Usage
6. OSM platform configuration
7. What to read next
8. How to contribute to documentation
9. ANNEX 1: Troubleshooting
10. ANNEX 2: Reference of OSM Client commands and library
11. ANNEX 3: OSM Information Model
12. ANNEX 4: NBI API Description
13. ANNEX 5: OpenVIM installation

» Welcome to Open Source MANO's documentation!

Welcome to Open Source MANO's documentation!

Table of Contents

- 1. OSM Quickstart
 - 1.1. Assumptions about interaction with VIMs and VNFs
 - 1.2. Installing OSM
 - 1.3. Adding VIM accounts
 - 1.4. Deploying your first Network Service
 - 1.5. What's next?
- 2. OSM Architecture and Functions
 - 2.1. Service Platform view
- 3. Installing OSM
 - 3.1. Pre-requirements
 - 3.2. Installation options
 - 3.3. PM and FM dashboards (optional)
 - 3.4. Checking your installation
 - 3.5. Installing standalone OSM Client
 - 3.6. How to upgrade OSM



Open Source
MANO

TABLE OF CONTENTS

- Understanding the Workflow with OSM tools
- How to configure your environment to develop with OSM
- Developer Guides for Specific OSM Modules
- Resolving merge conflicts
- Using `git-review` to push and review changes

Docs » Welcome to Open Source MANO's developer's guide!

Welcome to Open Source MANO's developer's guide!

Table of Contents

- Understanding the Workflow with OSM tools
 - Login to OSM portal
 - Report a bug on Bugzilla
 - Clone your project
 - Configure your Git environment
 - Python 3
 - License Headers
 - Commit changes to your local project
 - Push your contribution to Gerrit
 - Gerrit Notifications
 - Continuous Integration
 - Code Review
 - Amending a contribution in Gerrit
 - Merging the contribution
 - Fixing the author name / email
 - OSM CI/CD
 - Join the Community
- How to configure your environment to develop with OSM
 - Introduction
 - General steps
 - NBI
 - LCM
 - RO

Other places you should visit

- Gitweb
<https://osm.etsi.org/gitweb/>
- Gerrit
<https://osm.etsi.org/gerrit/>
- Bugzilla
<https://osm.etsi.org/bugzilla/>
- Gitlab
<https://osm.etsi.org/gitlab/>

I need help with OSM. What should I do?

- Search the doc

<https://osm.etsi.org/docs>

- Ask in OSM Slack Workspace

https://join.slack.com/t/opensourcemano/shared_invite/enQtMzQ3MzYzNTQ0NDIyLWJkMzRjNDM0MjFjODYzMGQ3ODIzMzJlNTg2ZGI5OTdiZjFiNDMyMzYxMjRjNDU4N2FmNjRjNzY5NTE1MjgzOTQ

- Send an email to the TECH mailing list

OSM_TECH@list.etsi.org


I would like to present something new

Attend a regular conf-calls :

- TECH Call - every **Thursday** at 4PM CET – General Technical topics
- DevOps Call – alternate **Wednesdays** at 4PM CET – DevOps and CI/CD Pipeline topics
- SA Call - alternate **Fridays** at 4PM CET - Service Assurance, Monitoring and Policy Management topics
- MARCOM Call – alternate **Wednesday** at 4PM CET – OSM Marketing and Communication topics

.. or send an email to the lists : OSM_TECH@list.etsi.org

OSM_MARCOM@list.etsi.org



Open Source
MANO

Developer Workflow How to contribute

There are multiple ways to contribute

- Writing code
- Writing tests
- Writing documentation
- Helping in DevOps
- Helping the MARCOM team
- Creating a PoC

I want to contribute code

- To contribute code, tests and documentation to the OSM community you need an ETSI OSM account
<https://osm.etsi.org/about/how-to-join>
- As an organization:
 - ETSI Member
 - OSM Participant
- As an individual developer: <https://osm.etsi.org/register>

Contribution workflow

1. Clone the repository

```
git clone https://osm.etsi.org/gerrit/osm/NBI.git
```

2. Install the commit-msg hook

```
curl -Lo NBI/.git/hooks/commit-msg http://osm.etsi.org/gerrit/tools/hooks/commit-  
msg
```

3. Make the hook executable

```
chmod u+x NBI/.git/hooks/commit-msg
```

4. Make your changes

Contribution workflow (II)

5. Add an Apache 2 license header for your new files

5. Check your changes

```
git diff
```

5. Add all the files that are necessary for your contribution

```
git add <path_of_file>
```

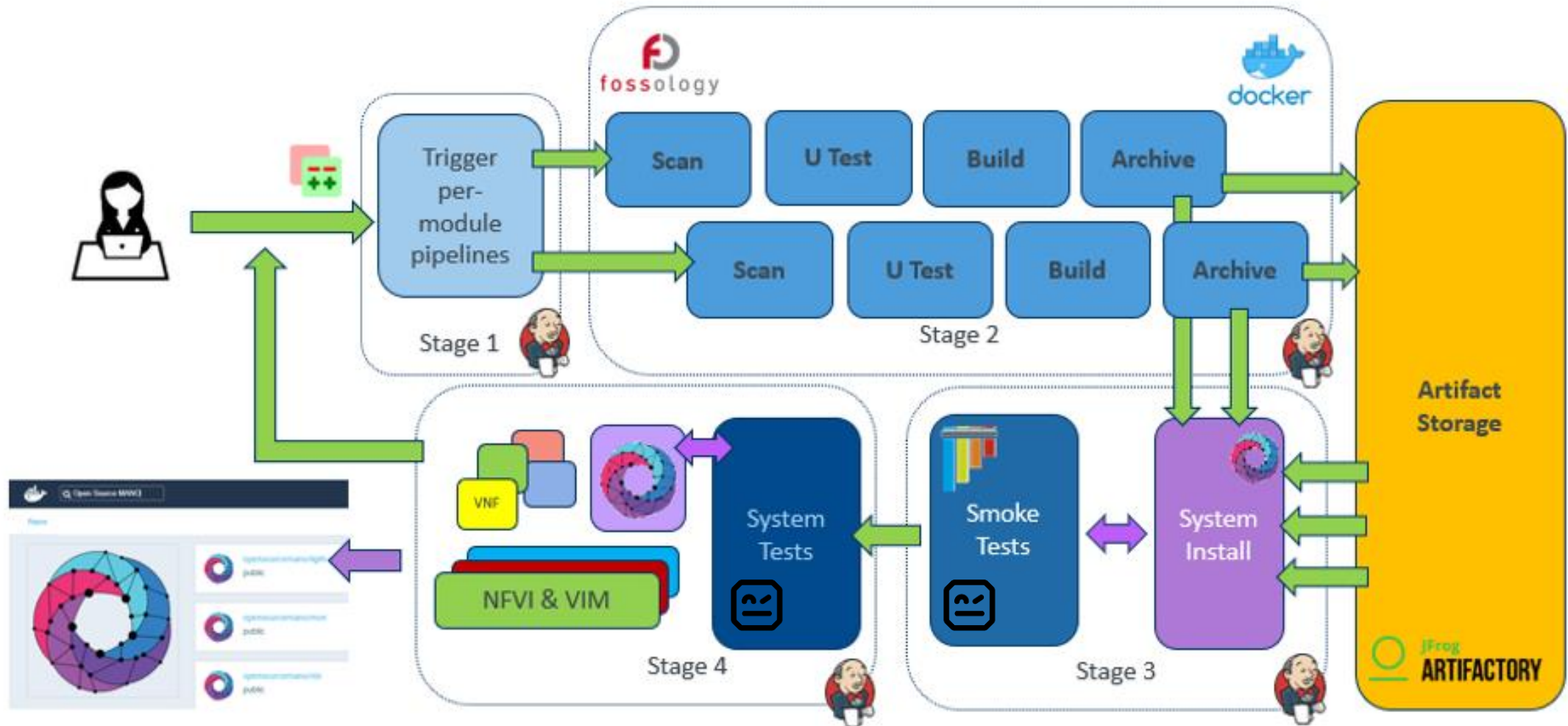
7. Commit your changes

```
git commit -s -m "Relevant message in the context of the commit"
```

7. Push your changes upstream

```
git push origin HEAD:refs/for/master
```

CI/CD Pipeline



Wait for the MDL to review your commit.

It might yield, one of two outcomes:

- 1) The code is OK and you get +2 in the Code-Review
- 2) The code is not OK and you get -2 in the Code-Review

For case 2), fix the error and push it again and again until the MDL thinks the code is OK.

Contribute with a Feature Request

To submit a new feature for OSM you need to create a Feature Request


- Check open Features:
Go to <https://osm.etsi.org/gerrit> and search for “project:osm/Features status:Open”
- Feature Requests are written using Markdown format and use the following [template](#)

New Feature Contribution via Gerrit

1. Go to <http://osm.etsi.org/gerrit> and click on Projects > List > osm/Features
2. Click on “Create change”
3. Write the branch “master”, put a title and a description and click on “Create”
4. Click on “Edit” and then “Add” to indicate a name for your file
Important: The file must be located in the root folder of the repo

New Feature Contribution via Gerrit (II)

5. Click “Open” to open an online editor and paste your feature text there
6. “Save” the changes and “Done Editing”
7. Finally “Publish Edit” to push it to the staging area. Now your feature is available for review
8. Inform the OSM TECH community of the new feature by sending the link to OSM_TECH@list.etsi.org and request feedback & TSC review



Open Source
MANO

Personal Experience

Personal experiences



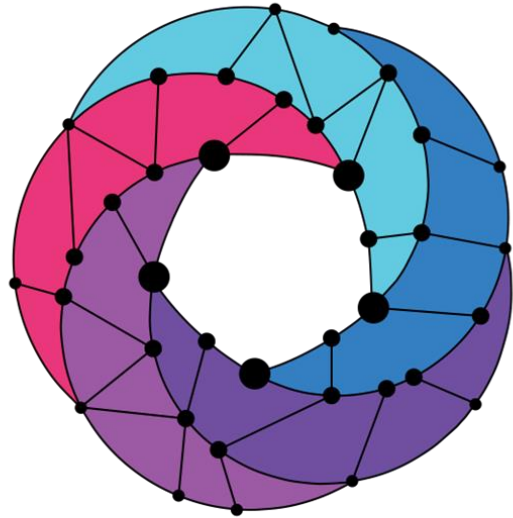
Fabian Bravo



Frank Bryden



Alejandro Garcia



Open Source MANO

Find us at:

osm.etsi.org
osm.etsi.org/wikipub